

# Architectural Colour Selector

The Architectural Colour Selector features products suitable for use on interior and exterior applications. It includes warrantable products up to 15 years durability and non warrantable products.



INTERIOR	•	•	•	•	•	•	•
EXTERIOR	•	•		•			

**Dulux World of Colour®**  
Powder Coat Series

Australian Collection



## Product Range

RANGE	COLOUR NAME	FINISH	LOOK	RAPID CURE	COLORBOND®	PRODUCT CODE	R	G	B	LRV#	SPECULAR LIGHT REFLECTANCE#
Alphatec	Blaze Blue	Gloss	Bright			98419941	0	128	183	18	3.7
Alphatec	Dark Violet	Gloss	Bright			98451926	89	88	123	9	3.5
Alphatec	Flame Red	Gloss	Bright			98419959	153	58	58	10	3.6
Alphatec	French Blue	Gloss	Bright			98432725	41	105	170	14	4.2
Alphatec	Lemon Yellow	Gloss	Bright			98432120	248	212	87	68	4.3
Alphatec	Mistletoe	Gloss	Bright			98451040	45	119	70	14	3.6
Alphatec	Orange X15	Gloss	Bright	RC		2654293G	221	110	58	27	4.0
Alphatec	Orange X15	Gloss	Bright			98451439	222	115	60	28	4.2
Alphatec	Pommel Blue	Gloss	Bright			98451034	40	98	141	11	3.4
Alphatec	Safety Yellow	Gloss	Bright	RC		2652162G	244	162	50	46	4.5
Alphatec	Safety Yellow	Gloss	Bright			9842015G	245	162	50	46	4.4
Alphatec	Signal Red	Gloss	Bright			98450735	177	69	59	14	3.8
Alphatec	Space Blue	Gloss	Bright			98419990	49	75	128	7	3.6
Alphatec	Yellow Gold	Gloss	Bright			98433617	250	165	34	48	4.2
Duralloy	Anotec® Dark Grey	Matt	Solid Colour			27251275	75	81	85	8	1.5
Duralloy	Anotec® Mid Bronze	Matt	Solid Colour			27251014	82	72	66	7	1.0
Duralloy	Anotec® Silver Grey	Matt	Solid Colour			27251272	183	184	185	48	1.2
Duralloy	Apo Grey	Satin	Solid Colour			27232786	179	180	179	46	2.7
Duralloy	Basalt®	Matt	Solid Colour	RC	CB	2607475M	104	105	105	14	1.1
Duralloy	Basalt®	Matt	Solid Colour		CB	2727865M	105	107	108	15	1.6
Duralloy	Basalt®	Satin	Solid Colour	RC	CB	2607473S	105	105	106	14	2.1
Duralloy	Basalt®	Satin	Solid Colour		CB	2727865S	106	108	109	15	3.0
Duralloy	Berry Grey	Gloss	Solid Colour			2727262G	92	96	100	12	3.5
Duralloy	Berry Grey	Satin	Solid Colour			27288362	92	96	100	12	2.8
Duralloy	Black	Gloss	Solid Colour	RC		2609132G	60	61	61	5	3.6
Duralloy	Black	Gloss	Solid Colour			2729090G	58	57	57	4	3.1
Duralloy	Black (Night Sky®)	Matt	Solid Colour	RC	CB	2609129M	59	60	60	5	1.3
Duralloy	Black (Night Sky®)	Matt	Solid Colour		CB	27219319	59	59	60	5	1.8
Duralloy	Black (Night Sky®)	Satin	Solid Colour	RC	CB	2609128S	59	59	60	4	2.6
Duralloy	Black (Night Sky®)	Satin	Solid Colour		CB	27219268	58	58	59	4	2.5
Duralloy	Blue Ridge®	Satin	Solid Colour		CB	27288480	88	107	117	14	2.6
Duralloy	Bluegum®	Matt	Solid Colour		CB	2727910M	146	151	157	31	1.6
Duralloy	Bright White	Gloss	Solid Colour			27284636	226	235	243	83	4.2
Duralloy	Charcoal	Matt	Solid Colour			2729229M	69	73	76	7	1.7
Duralloy	Charcoal	Satin	Solid Colour	RC		26088351	71	74	77	7	3.1
Duralloy	Charcoal	Satin	Solid Colour			27288351	71	74	77	7	3.1
Duralloy	Charcoal	Gloss	Solid Colour			2729086G	71	74	76	7	3.7
Duralloy	Classic Cream™	Matt	Solid Colour		CB	2722265M	232	212	182	68	2.5
Duralloy	Classic Cream™	Satin	Solid Colour	RC	CB	2602095S	232	212	182	68	2.6
Duralloy	Classic Cream™	Satin	Solid Colour		CB	2722095S	232	212	182	68	2.4
Duralloy	Classic Pearl White	Gloss	Solid Colour	RC		2601228G	245	247	244	93	4.7
Duralloy	Classic Pearl White	Gloss	Solid Colour			27281880	245	247	244	93	4.3
Duralloy	Cottage Green®	Satin	Solid Colour		CB	27284219	76	95	83	10	2.6
Duralloy	Cove®	Satin	Solid Colour		CB	2726250S	156	146	125	29	3.1
Duralloy	Deep Brunswick Green	Gloss	Solid Colour			2726134G	64	76	69	7	3.8
Duralloy	Deep Ocean®	Matt	Solid Colour		CB	2725422M	77	91	100	10	1.7
Duralloy	Deep Ocean®	Satin	Solid Colour		CB	2725125S	74	88	98	9	2.9
Duralloy	Dover White™	Matt	Solid Colour		CB	2721384M	229	232	231	81	2.0
Duralloy	Dune®	Matt	Solid Colour		CB	2727558M	179	171	163	42	2.4
Duralloy	Dune®	Satin	Solid Colour		CB	2723087S	179	170	160	41	2.9
Duralloy	Evening Haze®	Satin	Solid Colour		CB	2723055S	198	190	173	52	2.9
Duralloy	Grey Nurse	Gloss	Solid Colour			2727863G	201	199	189	57	3.9
Duralloy	Gully®	Satin	Solid Colour		CB	2728233S	130	123	113	20	2.9
Duralloy	Hammersley Brown	Satin	Solid Colour			27284657	88	76	73	8	2.5
Duralloy	Ironstone®	Matt	Solid Colour	RC	CB	2607556M	86	90	95	10	1.3
Duralloy	Ironstone®	Matt	Solid Colour		CB	2727864M	88	92	99	11	1.9
Duralloy	Ironstone®	Satin	Solid Colour	RC	CB	2607257S	87	92	98	11	2.9
Duralloy	Ironstone®	Satin	Solid Colour		CB	2727257S	87	92	98	11	2.8
Duralloy	Jasper®	Matt	Solid Colour	RC	CB	2608252M	116	105	96	15	1.3
Duralloy	Jasper®	Matt	Solid Colour		CB	2728413M	115	105	95	15	1.9
Duralloy	Jasper®	Satin	Solid Colour		CB	2728122S	117	107	97	15	2.4
Duralloy	Lexicon® Quarter	Matt	Solid Colour			2721378M	244	243	239	90	2.2
Duralloy	Mangrove®	Satin	Solid Colour		CB	2726473S	116	117	102	18	2.8
Duralloy	Manor Red®	Satin	Solid Colour		CB	2724134S	118	70	65	9	2.2
Duralloy	Monument®	Matt	Solid Colour	RC	CB	2609066M	79	80	80	8	1.2
Duralloy	Monument®	Matt	Solid Colour		CB	2729066M	82	82	82	9	1.8
Duralloy	Monument®	Satin	Solid Colour	RC	CB	2609067S	79	80	79	8	2.4
Duralloy	Monument®	Satin	Solid Colour		CB	2729067S	80	80	80	8	2.5
Duralloy	Natural White™	Matt	Solid Colour			2721380M	240	235	228	84	2.3
Duralloy	Navy Blue	Gloss	Solid Colour			2725425G	58	77	96	7	3.8
Duralloy	Notre Dame	Gloss	Solid Colour			27236672	107	111	112	16	3.9
Duralloy	Olde Pewter	Satin	Solid Colour			27250243	122	124	126	20	3.0
Duralloy	Oyster	Matt	Solid Colour	RC		26036858	196	197	193	56	1.3
Duralloy	Oyster	Matt	Solid Colour			27236858	197	197	193	56	1.4
Duralloy	Pale Eucalypt®	Matt	Solid Colour		CB	2726474M	132	137	118	24	1.8
Duralloy	Pale Eucalypt®	Satin	Solid Colour	RC	CB	2606127S	133	138	119	25	2.5
Duralloy	Pale Eucalypt®	Satin	Solid Colour		CB	2726474S	132	137	118	24	3.1
Duralloy	Paperbark®	Matt	Solid Colour		CB	2723174M	204	186	164	51	2.4
Duralloy	Paperbark®	Satin	Solid Colour	RC	CB	2603135S	204	186	164	51	3.3
Duralloy	Paperbark®	Satin	Solid Colour		CB	2723088S	204	186	164	51	3.3
Duralloy	Pearl White	Gloss	Solid Colour	RC		2601229G	240	244	243	90	4.6
Duralloy	Pearl White	Gloss	Solid Colour			2721114G	239	245	244	90	4.7
Duralloy	Pink Sand	Matt	Solid Colour			2724410M	211	186	174	52	2.2
Duralloy	Primrose	Gloss	Solid Colour	RC		26084365	239	219	188	73	3.9
Duralloy	Primrose	Gloss	Solid Colour			27284365	239	219	187	73	3.8
Duralloy	Rivergum Beige	Gloss	Solid Colour			27236991	222	210	196	66	3.4
Duralloy	Riversand®	Matt	Solid Colour		CB	2723193M	167	151	136	32	1.7
Duralloy	Shale Grey™	Matt	Solid Colour	RC	CB	2607557M	185	186	180	49	1.5

RANGE	COLOUR NAME	FINISH	LOOK	RAPID CURE	COLORBOND®	PRODUCT CODE	R	G	B	LRV#	SPECULAR LIGHT
											REFLECTANCE#
Duralloy	Shale Grey™	Matt	Solid Colour		CB	2727557M	185	186	180	49	1.5
Duralloy	Shale Grey™	Satin	Solid Colour	RC	CB	26083246	186	187	183	50	2.8
Duralloy	Shale Grey™	Satin	Solid Colour		CB	27283246	186	187	183	50	2.8
Duralloy	Shoji White	Satin	Solid Colour			27284682	228	225	218	76	3.0
Duralloy	Southerly®	Matt	Solid Colour		CB	2727909M	198	198	198	57	1.6
Duralloy	Stone Beige	Matt	Solid Colour			27232538	199	177	154	46	2.0
Duralloy	Stone Grey	Satin	Solid Colour			27278126	155	152	148	32	2.8
Duralloy	Surfmist®	Matt	Solid Colour	RC	CB	2603167M	220	218	210	70	1.9
Duralloy	Surfmist®	Matt	Solid Colour		CB	2722266M	221	219	211	69	2.3
Duralloy	Surfmist®	Satin	Solid Colour	RC	CB	2601137S	218	216	208	69	2.7
Duralloy	Surfmist®	Satin	Solid Colour		CB	2721137S	218	216	208	69	2.7
Duralloy	Terrain®	Satin	Solid Colour		CB	2728232S	113	77	64	9	2.4
Duralloy	Territory Red	Matt	Solid Colour			2724411M	143	82	67	12	1.6
Duralloy	Transformer Grey	Gloss	Solid Colour			27232186	138	148	142	29	4.0
Duralloy	Wallaby®	Matt	Solid Colour		CB	2727866M	121	120	117	19	1.9
Duralloy	Wallaby®	Satin	Solid Colour	RC	CB	2607474S	121	118	113	18	2.3
Duralloy	Wallaby®	Satin	Solid Colour		CB	2727866S	122	120	118	19	3.3
Duralloy	Wedgewood	Satin	Solid Colour			27250279	101	136	157	23	2.3
Duralloy	Whisper White	Matt	Solid Colour			2721376M	236	234	226	83	2.4
Duralloy	White	Matt	Solid Colour			2721139M	244	244	239	91	2.3
Duralloy	White	Satin	Solid Colour	RC		2601139S	245	246	242	92	3.0
Duralloy	White	Satin	Solid Colour			2721139S	245	246	242	92	3.0
Duralloy	White Birch	Gloss	Solid Colour			27237131	248	238	220	87	4.3
Duralloy	Wilderness®	Satin	Solid Colour		CB	27284224	111	122	109	19	2.6
Duralloy	Windspray®	Matt	Solid Colour		CB	2727559M	137	143	141	27	1.0
Duralloy	Windspray®	Satin	Solid Colour		CB	2727256S	138	143	141	27	2.7
Duralloy	Wollemi®	Matt	Solid Colour		CB	2726500M	68	75	72	7	1.4
Duralloy	Woodland Grey®	Matt	Solid Colour	RC	CB	2606256M	93	93	89	11	1.2
Duralloy	Woodland Grey®	Matt	Solid Colour		CB	2727197M	94	93	89	11	1.6
Duralloy	Woodland Grey®	Satin	Solid Colour	RC	CB	2606255S	94	93	88	11	2.7
Duralloy	Woodland Grey®	Satin	Solid Colour		CB	2727255S	97	96	92	12	3.1
Precious	Anodic Bronze Pearl	Satin	Pearlescent			9718416Q	100	89	77	11	2.7
Precious	Bright Gold Pearl	Matt	Pearlescent			9718420Q	176	144	95	30	2.8
Precious	Bronze Copper Pearl	Matt	Pearlescent			9718418Q	140	107	77	17	3.3
Precious	Charcoal Metallic Pearl	Gloss	Pearlescent			97118796	72	72	72	7	3.2
Precious	Citi Pearl	Matt	Pearlescent			97188471	172	177	180	44	2.6
Precious	Copper Pearl	Satin	Pearlescent			9714137Q	158	114	90	20	3.6
Precious	Metro Bronze Pearl	Satin	Pearlescent			97159003	89	86	85	10	3.2
Precious	Metro Silver Glow Pearl	Gloss	Pearlescent			97184623	174	179	181	45	5.0
Precious	Metro Storm Pearl	Satin	Pearlescent			97184684	107	104	107	15	3.5
Precious	Mother Of Pearl	Gloss	Pearlescent			97184678	227	223	215	74	4.5
Precious	Natural Pearl	Matt	Pearlescent			97189119	171	172	169	41	3.3
Precious	Onyx Pearl	Gloss	Pearlescent			97152052	79	82	83	8	4.5
Precious	Pewter Pearl	Satin	Pearlescent			97188202	135	138	139	25	3.2
Precious	Prosecco Pearl	Matt	Pearlescent			9718417Q	147	134	120	25	2.5
Precious	Silver Kinetic® Pearl	Satin	Pearlescent			9717043K	162	164	163	37	4.2
Precious	Steel Pearl	Gloss	Pearlescent			97157127	87	90	92	10	4.1
Protecture	Basalt®	Flat	Textured		CB	20T7723F	105	107	107	15	0.9
Protecture	Black	Flat	Textured			20T9215F	61	61	62	5	0.2
Protecture	Dark Bronze	Flat	Textured			21T8184F	70	66	64	6	1.0
Protecture	Monument®	Flat	Textured		CB	20T9067F	81	81	81	8	0.9
Protecture	Natural White™	Flat	Textured			20T1119F	237	235	230	84	0.7
Protecture	Shale Grey™	Flat	Textured		CB	20T7834F	186	186	182	49	0.6
Protecture	Surfmist®	Flat	Textured		CB	20T1137F	218	217	211	69	0.7
Protecture	White	Flat	Textured			20T1373F	243	245	243	91	0.8

# **Light Reflectance Value (LRV):** The total amount of visible light reflected from the coating, expressed as a percentage of total incoming light. Surfaces with higher light reflectance values appear lighter while surfaces with low light reflectance values appear darker.

**Specular Light Reflectance:** The portion of incoming light that is reflected such that the reflected ray is at the same angle to the surface normal as the incoming ray. Specular light reflection is expressed as a percentage of total incoming light. Surfaces with a lower specular reflection produce less glare as they scatter or absorb a greater portion of the incoming light.

For further information on light reflectivity visit [duluxpowders.com.au/spec-solutions](http://duluxpowders.com.au/spec-solutions)
































# Architectural Colour Selector

**DURALLOY®**  
SOLID COLOUR RANGE




✓ AS 3715  
✓ AAMA 2603

Popular solid colours including COLORBOND® steel colours delivered with warranty grade\* advanced durable polyester thermosetting powder. Recommended usage includes exterior residential buildings less than 4 levels. See product suitability tables for more information.

 <b>LEXICON® QUARTER</b> Matt 2721378M	 <b>PEARL WHITE</b> Gloss 2721114G    Gloss 2601229G <span>RC</span>	 <b>DOVER WHITE™</b> Matt 2721384M <span>CB</span>	 <b>BRIGHT WHITE</b> Gloss 27284636
 <b>CLASSIC PEARL WHITE</b> Gloss 27281880    Gloss 2601228G <span>RC</span>	 <b>WHISPER WHITE</b> Matt 2721376M	 <b>PALE EUCALYPT®</b> Satin 2606127S <span>RC</span> Satin 2726474S Matt 2726474M <span>CB</span>	 <b>SOUTHERLY®</b> Matt 2727909M <span>CB</span>
 <b>OYSTER</b> Matt 27236858    Matt 26036858 <span>RC</span>	 <b>SURFMIST®</b> Matt 2722266M    Matt 2603167M <span>RC</span> Satin 2721137S    Satin 2601137S <span>RC</span>	 <b>TRANSFORMER GREY</b> Gloss 27232186 <span>CB</span>	 <b>BLUEGUM®</b> Matt 2727910M <span>CB</span>
 <b>SHALE GREY™</b> Matt 2607557M <span>RC</span> Matt 2727557M <span>RC</span> Satin 26083246 <span>RC</span> Satin 27283246	 <b>APO GREY</b> Satin 27232786	 <b>WILDERNESS®</b> Satin 27284224 <span>CB</span>	 <b>WINDSPRAY®</b> Satin 2727256S    Matt 2727559M <span>CB</span>
 <b>ANOTEC® SILVER GREY</b> Matt 27251272	 <b>OLDE PEWTER</b> Satin 27250243	 <b>MANGROVE®</b> Satin 2726473S <span>CB</span>	 <b>WEDGEWOOD</b> Satin 27250279
 <b>STONE GREY</b> Satin 27278126	 <b>NOTRE DAME</b> Gloss 27236672	 <b>COTTAGE GREEN®</b> Satin 27284219 <span>CB</span>	 <b>BLUE RIDGE®</b> Satin 27288480 <span>CB</span>
 <b>BASALT®</b> Matt 2607475M <span>RC</span> Matt 2727865M <span>RC</span> Satin 2607473S <span>RC</span> Satin 2727865S	 <b>BERRY GREY</b> Satin 27288362    Gloss 2727262G	 <b>DEEP BRUNSWICK GREEN</b> Gloss 2726134G	 <b>NAVY BLUE</b> Gloss 2725425G
 <b>ANOTEC® DARK GREY</b> Matt 27251275	 <b>IRONSTONE®</b> Satin 2607257S <span>RC</span> Satin 2727257S <span>RC</span> Matt 2607556M <span>RC</span> Matt 2727864M	 <b>WOLLEMI®</b> Matt 2726500M <span>CB</span>	 <b>DEEP OCEAN®</b> Satin 2725125S    Matt 2725422M <span>CB</span>


\* All Dulux Duralloy®, Precious® and Protecture™ products are supported by Dulux Alumi Shield and Dulux Steel Shield warranties when applied by a Dulux Accredited Powder Coater to the warranty specification on recommended project types and conditions and maintained within the Dulux recommended Care and Maintenance guidelines. For more information visit [duluxpowders.com.au/warranties](http://duluxpowders.com.au/warranties)




**WHITE BIRCH**  
Gloss 27237131




**WHITE**  
Matt 2721139M    Satin 2601139S RC  
Satin 2721139S



**NATURAL WHITE™**  
Matt 2721380M



**SHOJI WHITE**  
Satin 27284682



**PRIMROSE**  
Gloss 26084365 RC    Gloss 27284365



**GREY NURSE**  
Gloss 2727863G



**RIVERGUM BEIGE**  
Gloss 27236991



**DUNE®** CB  
Matt 2727558M    Satin 2723087S



**CLASSIC CREAM™** CB  
Satin 2722095S    Satin 2602095S RC  
Matt 2722265M



**EVENING HAZE®** CB  
Satin 2723055S



**PAPERBARK®** CB  
Satin 2723088S    Satin 2603135S RC  
Matt 2723174M



**RIVERSAND®** CB  
Matt 2723193M



**COVE®** CB  
Satin 2726250S



**GULLY®** CB  
Satin 2728233S



**STONE BEIGE**  
Matt 27232538



**PINK SAND**  
Matt 2724410M



**JASPER®** CB  
Satin 2728122S    Matt 2608252M RC  
Matt 2728413M



**WALLABY®** CB  
Satin 2607474S RC    Satin 2729866S  
Matt 2729866M



**HAMMERSLEY BROWN**  
Satin 27284657



**TERRITORY RED**  
Matt 2724411M



**WOODLAND GREY®** CB  
Satin 2727255S    Satin 2606255S RC  
Matt 2727197M    Matt 2606256M RC



**MONUMENT®** CB  
Matt 2609066M RC    Matt 2729066M  
Satin 2609067S RC    Satin 2729067S



**ANOTEC® MID BRONZE**  
Matt 27251014



**MANOR RED®** CB  
Satin 2724134S



**BLACK**  
Gloss 2729090G    Gloss 2609132G RC



**CHARCOAL**  
Matt 2729229M    Satin 27288351  
Gloss 2729086G    Satin 26088351 RC



**BLACK (NIGHT SKY®)** CB  
Matt 2609129M RC    Matt 27219319  
Satin 2609128S RC    Satin 27219268



**TERRAIN®** CB  
Satin 2728232S

RC RapidCure Technology enables a possible reduction in energy consumption through lower cure temperatures and/or faster line speeds.


CB COLORBOND® steel and ® colour names are registered trade marks of BlueScope Steel Limited. ™ colour names are trade marks of BlueScope Steel Limited.

# PRECIOUS<sup>®</sup>

PEARLESCENT RANGE



Beautiful, decorative pearlescent and metallic finishes delivered with warranty grade\* advanced durable polyester thermosetting powder. Recommended usage includes exterior residential buildings less than 4 levels. See product suitability tables for more information.



MOTHER OF PEARL  
Gloss 97184678



NATURAL PEARL  
Matt 97189119



CITI PEARL  
Matt 97188471



METRO SILVER GLOW PEARL  
Gloss 97184623



COPPER PEARL  
Satin 9714137Q



BRIGHT GOLD PEARL  
Matt 9718420Q



SILVER KINETIC<sup>®</sup> PEARL  
Satin 9717043K



PEWTER PEARL  
Satin 97188202



BRONZE COPPER PEARL  
Matt 9718418Q



PROSECCO PEARL  
Matt 9718417Q



METRO STORM PEARL  
Satin 97184684



STEEL PEARL  
Gloss 97157127



METRO BRONZE PEARL  
Satin 97159003



ANODIC BRONZE PEARL  
Satin 9718416Q



CHARCOAL METALLIC PEARL  
Gloss 97118796



ONYX PEARL  
Gloss 97152052

† Project type definitions:


- Non habitable projects are those that are not dwelling types. Examples can be furniture, bus shelters, signage etc.
- Residential properties < 4 levels are typically easy to maintain, given their height and access.
- Light commercial projects < 4 levels are sheltered from neighbouring buildings, but require greater durability due to higher usage and wear.
- High rise residential and commercial projects are less sheltered from neighbouring buildings, raising their exposure and reducing their ease of maintenance.
- Prestigious commercial projects attract attention and require high quality finishes to uphold the longevity and design requirements.
- Monumental projects attract the most attention and have the highest standards required to uphold the reputation and protection expected from landmark sites.

# PROTEXTURE®

TEXTURED RANGE



Highly mar and scuff resistant textured finishes built to protect, delivered with warranty grade\* advanced highly durable polyester thermosetting powder. Recommended usage includes exterior residential and light commercial buildings less than 4 levels. See product suitability tables for more information.



WHITE  
Flat 20T1373F




SURFMIST®  
Flat 20T1137F CB



BASALT®  
Flat 20T7723F CB



MONUMENT®  
Flat 20T9067F CB



NATURAL WHITE™  
Flat 20T1119F



SHALE GREY™  
Flat 20T7834F CB



DARK BRONZE  
Flat 21T8184F



BLACK  
Flat 20T9215F

# ALPHATEC®

BRIGHT RANGE



Fun, bright solid colours that produce a big impact, delivered with tough polyester thermosetting powder. Recommended usage includes exterior non-habitable projects. Alphatec is not supported by a Dulux warranty and where colour retention is paramount, we recommend the Duratec® Intensity® powder coat range. See product suitability tables for more information.



LEMON YELLOW  
Gloss 98432120



ORANGE X15  
Gloss 98451439 Gloss 2654293G RC



BLAZE BLUE  
Gloss 98419941



MISTLETOE  
Gloss 98451040



YELLOW GOLD  
Gloss 98433617



SIGNAL RED  
Gloss 98450735



FRENCH BLUE  
Gloss 98432725



DARK VIOLET  
Gloss 98451926



SAFETY YELLOW  
Gloss 9842015G Gloss 2652162G RC



FLAME RED  
Gloss 98419959



POMMEL BLUE  
Gloss 98451034



SPACE BLUE  
Gloss 98419990

# Worth doing, worth Dulux.®

## Meeting Industry Standards

Dulux Duralloy, Precious and Protecture powder coat products are designed to meet both the global AAMA and Australian AS3715 standards for architectural aluminium finishes.

	Duralloy	Precious	Protecture
AAMA Standards	Meets 2603	Meets 2603	Exceeds 2603
Coating type	Durable Polyester	Durable Polyester	Highly Durable Polyester

## Project suitability

Ensure you specify the right Dulux powder coat product for your requirements by using the following table to help define your project by type and exposure conditions. Refer to our Premium Architectural Colour Selector card for our Premium range of products suitable for other project types and conditions.

### Product Suitability by Project

#### Project, Environment and Conditions

Project Type <sup>1</sup>	Environment	Conditions <sup>1</sup>	Top Coat Choice <sup>2</sup>			
			Duralloy <sup>3</sup>	Precious <sup>3</sup>	Protecture <sup>4</sup>	Alphatec
Light Commercial (< 4 levels)	Exterior	Mild (C2-C3), Severe (C4-C5)			●	
Residential (< 4 levels)	Exterior	Severe (C4-C5)			●	
Residential (< 4 levels)	Exterior	Mild (C2-C3)	●	●	●	
Non-Habitable	Exterior	Severe (C4-C5)			●	
Non-Habitable	Exterior	Mild (C2-C3)	●	●	●	○
All Projects	Interior	Moderate Interior (C3-4)			●	
All Projects	Interior	General Interior (C1-C2)	●	●	●	○

● Steel Shield and Alumi Shield Warranties available.

○ Non Warrantable.

1. For more information about project conditions, corrosivity zones and corrosion rates refer to [duluxpowders.com.au/warranties](http://duluxpowders.com.au/warranties)

2. Primers may be required for perforated and expanded aluminium and steel applications depending on project conditions. For full system requirements refer to [duluxpowders.com.au/warranties](http://duluxpowders.com.au/warranties)

3. Duralloy and Precious are only suitable for coastal, river and lake salt water environments >100m from the high tide and are NOT suitable in strongly acidic or caustic environments so the pH must be between 5 and 9

4. Protecture is only suitable for coastal, river and lake salt water environments >10m from the high tide and is NOT suitable in strongly acidic or caustic environments so the pH must be between 5 and 9.

For more information on specifying the right product for your project, call 13 24 99 or visit [duluxpowders.com.au](http://duluxpowders.com.au)

## Warranted Performance

All Dulux Duralloy, Precious and Protecture powder coat products are backed by product specific warranties on:

- Architectural aluminium, including perforated aluminium and expanded aluminium
- Mild steel, bright/semi bright steel, black steel and blue steel

	Warranty	Duralloy	Precious	Protecture
Alumi Shield™ Warranty	Aluminium Durability	10 Years	10 Years	15 Years
	Aluminium Colour	10 Years	10 Years	15 Years
Steel Shield™ Warranty	Steel Corrosion	Up to 10 Years	Up to 10 Years	Up to 10 Years
	Steel Colour	10 Years	10 Years	15 Years

Warranties are made up of a colour warranty (for fade and chalking), durability warranty (film integrity for aluminium only), and corrosion warranty (for steel only). They are only valid when applied by a Dulux Accredited Powder Coater to the warranty specification on recommended project types and conditions.

For more information visit [duluxpowders.com.au/warranties](http://duluxpowders.com.au/warranties)

## Dulux Accredited Powder Coaters

Only Dulux Accredited Powder Coaters are able to issue our Dulux Alumi Shield™ and Steel Shield™ warranties after demonstrating their capability to meet stringent quality conditions and international standards.



For more information visit [duluxpowders.com.au/accredited](http://duluxpowders.com.au/accredited)

## CustomColour™

Our Architectural Colour Selector cards feature our range of stocked, readily available products and colours. If you cannot find the colour you require in a particular product, Dulux offer a premium CustomColour™ service. Call 13 24 99 or visit [duluxpowders.com.au](http://duluxpowders.com.au)

## Advice Line

Our dedicated consultants can help simplify the specification process, saving you time and money by providing the right coating advice for your project. Call 13 24 99 or visit [duluxpowders.com.au](http://duluxpowders.com.au)

## Offices

### Australia

Dulux Powder Coatings  
1-15 Pound Road West, Dandenong South VIC 3175  
T (61) 3 8787 4500

### New Zealand

Dulux Powder Coatings  
31B Hillside Road, Glenfield, Auckland 0627  
T (64) 4 896 0911

### Singapore

DGL International Powder Coatings  
1 Commonwealth Lane #09-19,  
One Commonwealth, Singapore 149544  
T (65) 6 8381 010


### China

DGL International Powder Coatings  
Room 406, No.8, Lane 1977, JinShaJiang Road,  
Shanghai, China, PC 200333  
T (86) 21 6173 8800



# Premium Architectural Colour Selector

The Premium Architectural Colour Selector features products suitable for use on interior and exterior applications. It includes warrantable products up to 35 years durability.



**Dulux World of Colour®**  
Powder Coat Series  
Australian Collection























# Premium Architectural Colour Selector

**DURATEC®**  
ZEUS® SOLID COLOUR RANGE



- AS 3715
- AAMA 2603
- AAMA 2604

On-trend solid colours including COLORBOND® steel colours, delivered with warranty grade\* advanced super durable polyester thermosetting powder. See product suitability tables for recommended usage.

			
WHISPER WHITE Matt 90Z1376M	NATURAL WHITE™ Matt 90Z1380M	APPLIANCE WHITE Satin 90Z1341S	WHITE Matt 90Z1110M    Gloss 90Z1110G
			
SURFMIST® Matt 90Z2266M    Satin 90Z2266S <small>CB</small>	TALC Satin 90Z1344S	LUNAR GREY Matt 90Z7769M	SHALE GREY™ Matt 90Z7557M    Satin 90Z7557S <small>CB</small>
			
TIMBERLAND Satin 90Z7315S	DUNE® Matt 90Z7558M    Satin 90Z7558S <small>CB</small>	SILVER GREY Matt 90Z7770M	GREY Satin 90Z7768S
			
TERRITORY RED Matt 90Z4411M	CHARCOAL Satin 90Z7766S	BASALT® Matt 90Z7865M    Satin 90Z7865S <small>CB</small>	DARK GREY Matt 90Z7767M
			
LUNAR ECLIPSE Satin 90Z9203S	GRAPHITE Matt 90Z9234M	MONUMENT® Matt 90Z8189M    Satin 90Z7307S <small>CB</small>	BLACK Matt 90Z9202M

\* All Dulux Charisma, Duratec, Electro and Fluoraset products are supported by Dulux Alumi Shield™ and Dulux Steel Shield™ warranties when applied by a Dulux Accredited Powder Coater to the warranty specification on recommended project types and conditions and maintained within the Dulux recommended Care and Maintenance guidelines. For more information visit [duluxpowders.com.au/warranties](http://duluxpowders.com.au/warranties)

# DURATEC®

ELEMENTS<sub>2</sub> TEXTURED RANGE




Distinctive, highly mar and scuff resistant textured finishes built to withstand the elements, delivered with warranty grade\* advanced super durable polyester thermosetting powder. See product suitability tables for recommended usage.




GRANITE  
Flat 9E27888F



GOLD ORE  
Flat 9E22270F




SURFMIST®  
Flat 9E11330F



WHITE  
Flat 9E11373F



STONE  
Flat 9E23245F



NATURAL BRONZE  
Flat 9E28341F



MONUMENT®  
Flat 9E17724F



SILVER  
Flat 9E27756F




WEATHERED STEEL  
Flat 9E28340F



DARK BRONZE  
Flat 9E28184F



BLACK (NIGHT SKY®)  
Flat 9E19190F



MAGNETITE  
Flat 9E27725F

# DURATEC®

INTENSITY® BRIGHT RANGE



Fun, bright colours that produce a vibrant impact, delivered with warranty grade\* advanced super durable polyester thermosetting powder. See product suitability tables for recommended usage.



JUICY LIME  
Satin 90N6486S



REEF  
Gloss 90N5011G



TOMCAT  
Gloss 90N4383G



MOONLIGHT  
Satin 90N2004S



LEAF  
Satin 90N6167S



COAST  
Satin 90N5233S



FLAME  
Gloss 90N4007G



SUNSHINE  
Gloss 90N2084G



EVERGREEN  
Satin 90N6005S



STORM  
Satin 90N5365S



DESERT  
Satin 90N4227S
















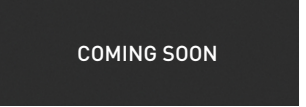
# DURATEC®

ETERNITY® PEARLESCENT RANGE



- ✓ AS 3715
- ✓ AAMA 2603
- ✓ AAMA 2604

Beautiful, decorative pearlescent and metallic finishes, delivered with warranty grade\* advanced super durable polyester thermosetting powder. See product suitability tables for recommended usage.

			
NICKEL PEARL Matt 90T7763M	LINEN PEARL Satin 90T1138S	CITI SILVER PEARL Matt 90T7024M	CHAIN PEARL Matt 90T7761M
			
CHAMPAGNE KINETIC® Matt 91T3059M	COPPER METALLIC KINETIC® Matt 91T7183M	SILVER PEARL KINETIC® Satin 91T7160S	PEWTER PEARL Satin 90T7764S
			
FINE GOLD PEARL KINETIC® Matt 91T8360M	VINTAGE COPPER KINETIC® Matt 91T8431M	GUNMETAL METALLIC KINETIC® Matt 91T8115M	TITANIUM PEARL KINETIC® Satin 91T7765S
			
BRONZE PEARL KINETIC® Satin 91T8356S	CHARCOAL PEARL Satin 90T7762S	MIDNIGHT PEARL Matt 90T7835M	ETHEREAL PEARL Matt 90T7797M








# CHARISMA™

SOLID FLAT MATT COLOUR RANGE



- ✓ AS 3715
- ✓ AAMA 2603
- ✓ AAMA 2604

Contemporary, solid colours in a flat matt finish for a subtle and sophisticated look, delivered with warranty grade\* advanced super durable polyester thermosetting powder. See product suitability tables for recommended usage.

			
SHALE GREY™ Flat 90C7672F	DUNE® Flat 90C7673F	SURFMIST® Flat 90C2276F	FLAT WHITE Flat 90C1200F
			
BASALT® Flat 90C7645F	MONUMENT® Flat 90C9239F	BLACK ACE Flat 90C9116F	

Kinetic® Technology is a process used to optimise the aesthetic effect of many of our pearlescent finishes. These finishes contain pearlescent and/or metallic pigments that produce a characteristic effect when bonded to powder particles. The process delivers a more consistent dispersion of particles across the surface resulting in a unique pearlescent or metallic lustre.

# ELECTRO<sup>®</sup>

ANODISED LOOK RANGE




- ✓ AS 3715
- ✓ AAMA 2603
- ✓ AAMA 2604


A unique anodised look, designed to subtly change in appearance as light conditions alter in the day, delivered with warranty grade\* advanced super durable polyester thermosetting powder and Kinetic<sup>®</sup> Technology. See product suitability tables for recommended usage.



NATURAL SILVER KINETIC<sup>®</sup>  
Flat 9067365F




BRILLIANCE KINETIC<sup>®</sup>  
Flat 9068281F



FRESH GOLD KINETIC<sup>®</sup>  
Flat 9062208F



GOLD PEARL KINETIC<sup>®</sup>  
Flat 9062221F



SENSATIONAL CHAMPAGNE KINETIC<sup>®</sup>  
Flat 9063187F




MEDIUM BRONZE KINETIC<sup>®</sup>  
Flat 9068183F




NEW COPPER KINETIC<sup>®</sup>  
Flat 9068432F




PALE BRONZE KINETIC<sup>®</sup>  
Flat 9068425F



VENERABLE SILVER KINETIC<sup>®</sup>  
Flat 9067621F



DARK BRONZE KINETIC<sup>®</sup>  
Flat 9068184F



BURNISHED COPPER KINETIC<sup>®</sup>  
Flat 9068185F



AGED BRASS KINETIC<sup>®</sup>  
Flat 9068430F

# FLUOROSET<sup>®</sup>

POWDERCOAT RANGE




- ✓ AS 3715
- ✓ AAMA 2604
- ✓ AAMA 2603
- ✓ AAMA 2605

On-trend solid colours and beautiful pearlescent finishes, delivered with warranty grade\* advanced ultra durable fluoropolymer thermosetting powder. See product suitability tables for recommended usage.

## XTREME<sup>™</sup>

### SOLID COLOUR RANGE



WHITE  
Satin 40X1157S



SURFMIST<sup>®</sup>  
Satin 40X1182S CB



BASALT<sup>®</sup>  
Matt 40X7475M CB



BLACK  
Matt 40X9204M




MONUMENT<sup>®</sup>  
Matt 40X8148M CB




CHARCOAL  
Matt 40X7297M

## ALLURE<sup>™</sup>


### PEARLESCENT RANGE



SILVER  
Satin 40A7273S



CHAMPAGNE  
Satin 40A7302S



COIN  
Satin 40A7289S

## Premium Product Range

RANGE	COLOUR NAME	FINISH	LOOK	COLORBOND®	PRODUCT CODE	R	G	B	LRV#	SPECULAR LIGHT
										REFLECTANCE#
Charisma	Basalt®	Flat	Solid Colour	CB	90C7645F	97	99	100	12	0.6
Charisma	Black Ace	Flat	Solid Colour		90C9116F	59	59	60	4	0.2
Charisma	Dune®	Flat	Solid Colour	CB	90C7673F	181	173	164	43	0.7
Charisma	Flat White	Flat	Solid Colour		90C1200F	241	244	242	90	1.7
Charisma	Monument®	Flat	Solid Colour	CB	90C9239F	71	70	69	6	0.4
Charisma	Shale Grey™	Flat	Solid Colour	CB	90C7672F	191	193	188	53	0.6
Charisma	Surfmist®	Flat	Solid Colour	CB	90C2276F	212	212	206	66	0.9
Duratec Elements <sub>2</sub>	Black (Night Sky®)	Flat	Textured	CB	9E19190F	59	60	60	5	0.4
Duratec Elements <sub>2</sub>	Dark Bronze	Flat	Textured		9E28184F	71	67	64	6	0.6
Duratec Elements <sub>2</sub>	Gold Ore	Flat	Textured		9E22270F	190	143	76	31	0.6
Duratec Elements <sub>2</sub>	Granite	Flat	Textured		9E27888F	170	172	169	41	0.6
Duratec Elements <sub>2</sub>	Magnetite	Flat	Textured		9E27725F	74	75	77	7	0.3
Duratec Elements <sub>2</sub>	Monument®	Flat	Textured	CB	9E17724F	79	80	81	8	0.3
Duratec Elements <sub>2</sub>	Natural Bronze	Flat	Textured		9E28341F	116	99	84	13	1.0
Duratec Elements <sub>2</sub>	Silver	Flat	Textured		9E27756F	161	163	161	37	0.5
Duratec Elements <sub>2</sub>	Stone	Flat	Textured		9E23245F	191	176	160	45	0.5
Duratec Elements <sub>2</sub>	Surfmist®	Flat	Textured	CB	9E11330F	217	216	209	69	0.6
Duratec Elements <sub>2</sub>	Weathered Steel	Flat	Textured		9E28340F	102	75	66	8	0.5
Duratec Elements <sub>2</sub>	White	Flat	Textured		9E11373F	241	242	240	89	0.7
Duratec Eternity	Bronze Pearl Kinetic®	Satin	Pearlescent		91T8356S	96	87	76	10	2.9
Duratec Eternity	Chain Pearl	Matt	Pearlescent		90T7761M	171	172	169	41	2.8
Duratec Eternity	Champagne Kinetic®	Matt	Pearlescent		91T3059M	152	141	130	28	2.2
Duratec Eternity	Charcoal Pearl	Satin	Pearlescent		90T7762S	68	67	67	6	3.2
Duratec Eternity	Citi Silver Pearl	Matt	Pearlescent		90T7024M	176	182	185	46	3.0
Duratec Eternity	Copper Metallic Kinetic®	Matt	Pearlescent		91T7183M	159	148	138	31	2.4
Duratec Eternity	Fine Gold Pearl Kinetic®	Matt	Pearlescent		91T8360M	183	147	89	32	2.7
Duratec Eternity	Gunmetal Metallic Kinetic®	Matt	Pearlescent		91T8115M	104	102	100	14	1.7
Duratec Eternity	Linen Pearl	Satin	Pearlescent		90T1138S	227	224	217	75	4.2
Duratec Eternity	Midnight Pearl	Matt	Pearlescent		90T7835M	74	73	74	7	1.5
Duratec Eternity	Ethereal Pearl	Matt	Pearlescent		90T7797M	93	89	85	10	1.6
Duratec Eternity	Nickel Pearl	Matt	Pearlescent		90T7763M	170	161	150	36	2.8
Duratec Eternity	Pewter Pearl	Satin	Pearlescent		90T7764S	138	143	143	27	4.3
Duratec Eternity	Silver Pearl Kinetic®	Satin	Pearlescent		91T7160S	156	160	162	35	3.4
Duratec Eternity	Titanium Pearl Kinetic®	Satin	Pearlescent		91T7765S	107	109	107	15	3.1
Duratec Eternity	Vintage Copper Kinetic®	Matt	Pearlescent		91T8431M	138	112	88	18	2.4
Duratec Intensity	Coast	Satin	Bright		90N5233S	0	114	147	14	3.2
Duratec Intensity	Desert	Satin	Bright		90N4227S	137	69	62	10	2.5
Duratec Intensity	Evergreen	Satin	Bright		90N6005S	61	110	76	13	3.0
Duratec Intensity	Flame	Gloss	Bright		90N4007G	181	60	55	13	4.3
Duratec Intensity	Juicy Lime	Satin	Bright		90N6486S	181	195	97	50	2.7
Duratec Intensity	Leaf	Satin	Bright		90N6167S	96	145	79	24	2.8
Duratec Intensity	Moonlight	Satin	Bright		90N2004S	241	204	70	63	3.2
Duratec Intensity	Reef	Gloss	Bright		90N5011G	18	127	193	19	3.5
Duratec Intensity	Storm	Satin	Bright		90N5365S	52	68	93	6	3.0
Duratec Intensity	Sunshine	Gloss	Bright		90N2084G	233	175	66	48	4.3
Duratec Intensity	Tomcat	Gloss	Bright		90N4383G	196	96	69	21	3.9
Duratec Zeus	Appliance White	Satin	Solid Colour		90Z1341S	244	245	243	92	3.6
Duratec Zeus	Basalt®	Matt	Solid Colour	CB	90Z7865M	106	108	109	15	1.3
Duratec Zeus	Basalt®	Satin	Solid Colour	CB	90Z7865S	105	108	109	15	2.7
Duratec Zeus	Black	Matt	Solid Colour		90Z9202M	58	59	59	4	1.2
Duratec Zeus	Charcoal	Satin	Solid Colour		90Z7766S	74	77	80	7	2.6
Duratec Zeus	Dark Grey	Matt	Solid Colour		90Z7767M	73	79	82	8	1.5
Duratec Zeus	Dune®	Matt	Solid Colour	CB	90Z7558M	177	170	161	41	1.5
Duratec Zeus	Dune®	Satin	Solid Colour	CB	90Z7558S	178	170	161	41	2.9
Duratec Zeus	Graphite	Matt	Solid Colour		90Z9234M	67	70	72	6	1.8
Duratec Zeus	Grey	Satin	Solid Colour		90Z7768S	121	125	127	20	3.0
Duratec Zeus	Lunar Eclipse	Satin	Solid Colour		90Z9203S	58	59	59	4	3.0
Duratec Zeus	Lunar Grey	Matt	Solid Colour		90Z7769M	204	205	201	61	2.1
Duratec Zeus	Monument®	Matt	Solid Colour	CB	90Z8189M	80	81	81	8	1.7
Duratec Zeus	Monument®	Satin	Solid Colour	CB	90Z7307S	81	81	82	8	3.1
Duratec Zeus	Natural White™	Matt	Solid Colour		90Z1380M	240	236	229	85	2.2
Duratec Zeus	Shale Grey™	Matt	Solid Colour	CB	90Z7557M	185	186	183	49	1.7
Duratec Zeus	Shale Grey™	Satin	Solid Colour	CB	90Z7557S	185	187	183	50	3.0
Duratec Zeus	Silver Grey	Matt	Solid Colour		90Z7770M	178	182	184	47	2.0
Duratec Zeus	Surfmist®	Matt	Solid Colour	CB	90Z2266M	217	216	208	69	2.0
Duratec Zeus	Surfmist®	Satin	Solid Colour	CB	90Z2266S	218	216	208	69	3.3
Duratec Zeus	Talc	Satin	Solid Colour		90Z1344S	231	227	219	77	4.0
Duratec Zeus	Territory Red	Matt	Solid Colour		90Z4411M	143	82	66	12	1.5
Duratec Zeus	Timberland	Satin	Solid Colour		90Z7315S	99	98	93	12	2.8
Duratec Zeus	Whisper White	Matt	Solid Colour		90Z1376M	237	235	226	83	2.7
Duratec Zeus	White	Gloss	Solid Colour		90Z1110G	245	247	243	93	5.0
Duratec Zeus	White	Matt	Solid Colour		90Z1110M	243	246	241	92	2.2
Electro	Aged Brass Kinetic®	Flat	Anodised		9068430F	122	108	87	16	0.6
Electro	Brilliance Kinetic®	Flat	Anodised		9068281F	116	107	97	15	1.1
Electro	Burnished Copper Kinetic®	Flat	Anodised		9068185F	86	70	68	7	1.0

RANGE	COLOUR NAME	FINISH	LOOK	COLORBOND®	PRODUCT CODE	R	G	B	SPECULAR LIGHT	
									LRV#	REFLECTANCE#
Electro	Dark Bronze Kinetic®	Flat	Anodised		9068184F	72	66	62	6	0.7
Electro	Fresh Gold Kinetic®	Flat	Anodised		9062208F	146	127	105	22	0.7
Electro	Gold Pearl Kinetic®	Flat	Anodised		9062221F	165	138	94	27	0.8
Electro	Medium Bronze Kinetic®	Flat	Anodised		9068183F	100	89	79	11	1.1
Electro	Natural Silver Kinetic®	Flat	Anodised		9067365F	170	173	173	42	1.1
Electro	New Copper Kinetic®	Flat	Anodised		9068432F	149	108	77	18	1.2
Electro	Pale Bronze Kinetic®	Flat	Anodised		9068425F	132	119	103	19	1.6
Electro	Sensational Champagne Kinetic®	Flat	Anodised		9063187F	148	138	126	26	1.3
Electro	Venerable Silver Kinetic®	Flat	Anodised		9067621F	115	115	115	17	0.9
Fluoroset Allure	Champagne	Satin	Pearlescent		40A7302S	169	167	164	39	3.2
Fluoroset Allure	Coin	Satin	Pearlescent		40A7289S	172	177	179	44	2.9
Fluoroset Allure	Silver	Satin	Pearlescent		40A7273S	155	159	161	35	2.9
Fluoroset Xtreme	Basalt®	Matt	Solid Colour	CB	40X7475M	105	105	107	15	2.2
Fluoroset Xtreme	Black	Matt	Solid Colour		40X9204M	58	58	59	4	2.0
Fluoroset Xtreme	Charcoal	Matt	Solid Colour		40X7297M	75	78	81	8	1.9
Fluoroset Xtreme	Monument®	Matt	Solid Colour	CB	40X8148M	79	79	78	8	1.9
Fluoroset Xtreme	Surfmist®	Satin	Solid Colour	CB	40X1182S	217	216	210	69	3.5
Fluoroset Xtreme	White	Satin	Solid Colour		40X1157S	236	237	232	85	4.0

# **Light Reflectance Value (LRV):** The total amount of visible light reflected from the coating, expressed as a percentage of total incoming light. Surfaces with higher light reflectance values appear lighter while surfaces with low light reflectance values appear darker.

**Specular Light Reflectance:** The portion of incoming light that is reflected such that the reflected ray is at the same angle to the surface normal as the incoming ray. Specular light reflection is expressed as a percentage of total incoming light. Surfaces with a lower specular reflection produce less glare as they scatter or absorb a greater portion of the incoming light.

For further information on light reflectivity visit [duluxpowders.com.au/spec-solutions](https://duluxpowders.com.au/spec-solutions)

† Project type definitions:

- Non-habitable projects are those that are not dwelling types. Examples can be furniture, bus shelters, signage etc.
- Residential properties < 4 levels are typically easy to maintain, given their height and access.
- Light commercial projects < 4 levels are sheltered from neighbouring buildings, but require greater durability due to higher usage and wear.
- High rise residential and commercial projects are less sheltered from neighbouring buildings, raising their exposure and reducing their ease of maintenance.
- Prestigious commercial projects attract attention and require high quality finishes to uphold the longevity and design requirements.
- Monumental projects attract the most attention and have the highest standards required to uphold the reputation and protection expected from landmark sites.



## Worth doing, worth Dulux.®

### Meeting Industry Standards

Dulux Premium powder coat products are designed to meet both the global AAMA and Australian AS3715 standards for architectural aluminium finishes.

	Duratec	Charisma	Electro	Fluoraset
AAMA Standards	Meets 2604	Meets 2604	Meets 2604	Meets 2605
Coating type	Super Durable Polyester	Super Durable Polyester	Super Durable Polyester	Ultra Durable Fluoropolymer

### Project suitability

Ensure you specify the right Dulux powder coat product for your requirements by using the following tables to help define your project by type and exposure conditions.

#### Product Suitability by Project

Project, Environment and Conditions			Top Coat Choice <sup>2</sup>			
Project Type <sup>1</sup>	Environment	Conditions <sup>1</sup>	Duratec <sup>3</sup>	Charisma <sup>3</sup>	Electro <sup>3</sup>	Fluoraset <sup>4</sup>
Monumental	Exterior	Mild (C2-C3), Severe (C4-C5)				●
Prestigious Commercial	Exterior	Mild (C2-C3), Severe (C4-C5)	●	●	●	●
Commercial (> 3 levels)	Exterior	Mild (C2-C3), Severe (C4-C5)	●	●	●	●
Light Commercial (< 4 levels)	Exterior	Mild (C2-C3), Severe (C4-C5)	●	●	●	●
Residential (> 3 levels)	Exterior	Mild (C2-C3), Severe (C4-C5)	●	●	●	●
Residential (< 4 levels)	Exterior	Mild (C2-C3), Severe (C4-C5)	●	●	●	●
Non-Habitable	Exterior	Mild (C2-C3), Severe (C4-C5)	●	●	●	●
All Projects	Interior	General (C1-C2), Moderate (C3-C4)	●	●	●	●

● Steel Shield and Alumi Shield Warranties available.

1. For more information about project conditions, corrosivity zones and corrosion rates refer to [duluxpowders.com.au/warranties](http://duluxpowders.com.au/warranties)

2. Primers may be required for perforated and expanded aluminium and steel applications depending on project conditions. For full system requirements refer to [duluxpowders.com.au/warranties](http://duluxpowders.com.au/warranties)

3. Duratec, Charisma and Electro are only suitable for coastal, river and lake salt water environments >10m from the high tide and are NOT suitable in strongly acidic or caustic environments so the pH must be between 5 and 9.

4. Fluoraset may be suitable for coastal, river and lake salt water environments <10m from the high tide, e.g. harbours (contact Dulux for advice) and is NOT suitable in strongly acidic or caustic environments so the pH must be between 5 and 9.

For more information on specifying the right product for your project, call 13 24 99 or visit [duluxpowders.com.au](http://duluxpowders.com.au)

### Warranted Performance

All Dulux Premium powder coat products are backed by product specific warranties on:

- Architectural aluminium, including perforated aluminium and expanded aluminium
- Mild steel, bright/semi bright steel, black steel and blue steel

	Warranty	Duratec	Charisma	Electro	Fluoraset
Alumi Shield™ Warranty	Aluminium Durability	25 Years	25 Years	25 Years	35 Years
	Aluminium Colour	20 Years*	15 Years	15 Years	30 Years
Steel Shield™ Warranty	Steel Corrosion	Up to 10 Years	Up to 10 Years	Up to 10 Years	Up to 10 Years
	Steel Colour	20 Years*	15 Years	15 Years	30 Years

\*Excluding Duratec Intensity – 15 Years.

Warranties are made up of a colour warranty (for fade and chalking), durability warranty (film integrity for aluminium only), and corrosion warranty (for steel only). They are only valid when applied by a Dulux Accredited Powder Coater to the warranty specification on recommended project types and conditions.

For more information visit [duluxpowders.com.au/warranties](http://duluxpowders.com.au/warranties)

### Dulux Accredited Powder Coaters

Only Dulux Accredited Powder Coaters are able to issue our Dulux Alumi Shield™ and Steel Shield™ warranties after demonstrating their capability to meet stringent quality conditions and international standards.



For more information visit [duluxpowders.com.au/accredited](http://duluxpowders.com.au/accredited)

### CustomColour™

Our Architectural Colour Selector cards feature our range of stocked, readily available products and colours. If you cannot find the colour you require in a particular product, Dulux offer a premium CustomColour™ service. Call 13 24 99 or visit [duluxpowders.com.au](http://duluxpowders.com.au).

### Advice Line

Our dedicated consultants can help simplify the specification process, saving you time and money by providing the right coating advice for your project. Call 13 24 99 or visit [duluxpowders.com.au](http://duluxpowders.com.au).

### Care and Maintenance

Care and maintenance is essential for warranty compliance. To ensure the life of your asset is maximised and to comply with Dulux Alumi Shield™ and Steel Shield™ warranty requirements, a simple and regular maintenance program must be implemented and recorded in line with the Dulux Care and Maintenance of Powder Coated Surfaces brochure. Visit [duluxpowders.com.au/tech-advice](http://duluxpowders.com.au/tech-advice) to view or download.

### Offices

**Australia**  
Dulux Powder Coatings  
1-15 Pound Road West,  
Dandenong South VIC 3175  
T (61) 3 8787 4500

**Singapore**  
DGL International Powder Coatings  
1 Commonwealth Lane #09-19,  
One Commonwealth,  
Singapore 149544  
T (65) 6 8381 010

**New Zealand**  
Dulux Powder Coatings  
31B Hillside Road, Glenfield,  
Auckland 0627  
T (64) 4 896 0911

**China**  
DGL International Powder Coatings  
Room 406, No.8, Lane 1977,  
JinShaJiang Road,  
Shanghai, China, PC 200333  
T (86) 21 6173 8800

Dulux, Duralloy, Duratec, Zeus, Eternity, Elements, Intensity, Electro, Fluoraset, Kinetic, Precious, Alphatec, Protecture, Worth doing, worth Dulux and Dulux World of Colour are registered trade marks and CustomColour, Charisma, Alumi Shield, Steel Shield, E Prime, Natural White and Dulux Accredited Powder Coater are trade marks of DuluxGroup (Australia) Pty Ltd. The colours shown here have been reproduced to represent actual product colours as accurately as possible. However, we recommend always confirming your colour choice against an actual powder coated swatch sample for final colour approval as varying light conditions and limitations of the printing process may affect colour tones. ZINCALUME®, COLORBOND®, BlueScope and ® colour names are registered trade marks of BlueScope Steel Limited. ™ colour names are trade marks of BlueScope Steel Limited. Copyright 2022 DuluxGroup (Australia) Pty Ltd.